


Dough Brake STE Automat

A successful and proven machine for the Craft Baker with automatic roller reduction programmes producing higher and more consistent results. Selecting one of the five programmes or setting the final thickness can be determined even with the machine in operation.


The 2-infeed synchronised speeds prevent the dough band shrinking or tearing.

All models conform to the latest safety regulations with even unintentional restarting eliminated by features on the latest safety guards.

The bench models are often used as complementary machines or when



the working area is particularly limited. Space in these instances can be saved by storing the unrequired machine at the end of the bench with conveyors raised.




- ① General view STE 645
- ② 5 programs
- ③ Machine with conveyors raised
- ④ Quick release scrapers for cleaning

Technical data

Automat (automatic roller adjustment)

Model	STE 645	STE 647
Roller length	633 mm	633 mm
Diameter of rollers	84 mm	84 mm
Roller gap	0,5 - 30 mm	0,5 - 30 mm
Working length	2330 mm	3230 mm
Max. machine width	1205 mm	1205 mm
Height with tables raised	1195 mm	1645 mm
Sheeting speed (of discharge belt)	60 cm/sec.	60 cm/sec.
Electrical loads: tension	3 x 380 V, 50 Hz	3 x 380 V, 50 Hz
power	0,75 kW	0,75 kW
Net weight	130 kg	135 kg

Subject to technical changes without notice.



SEEWER